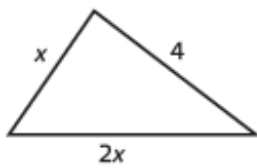


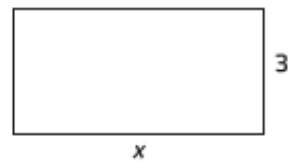
Geometriska figurer

Skriv ett uttryck för figurens omkrets.
Förenkla sedan uttrycket så långt det går.

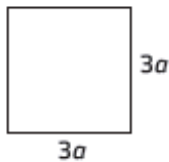
1 a)



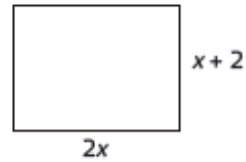
b)



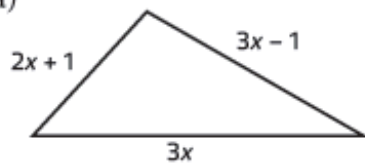
2 a)



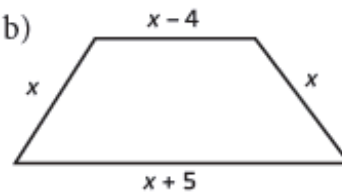
b)



3 a)



b)

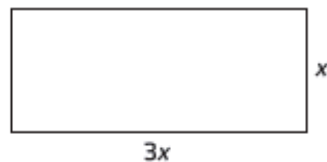


Skriv ett uttryck för figurernas area.
Förenkla sedan uttrycket så långt det går.

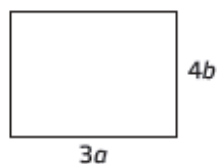
4 a)



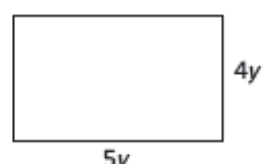
b)



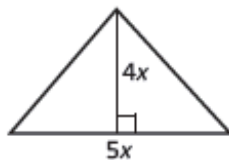
5 a)



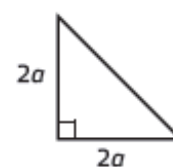
b)



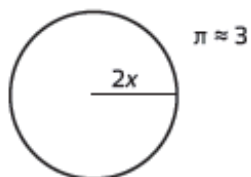
6 a)



b)



7 a)



b)

